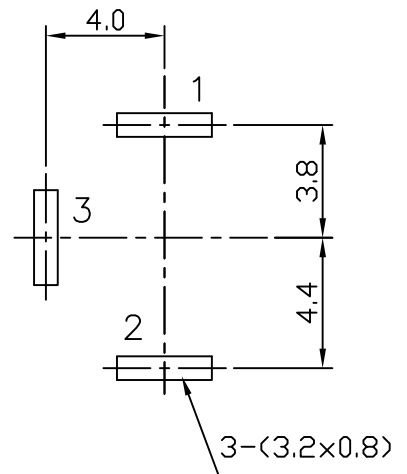
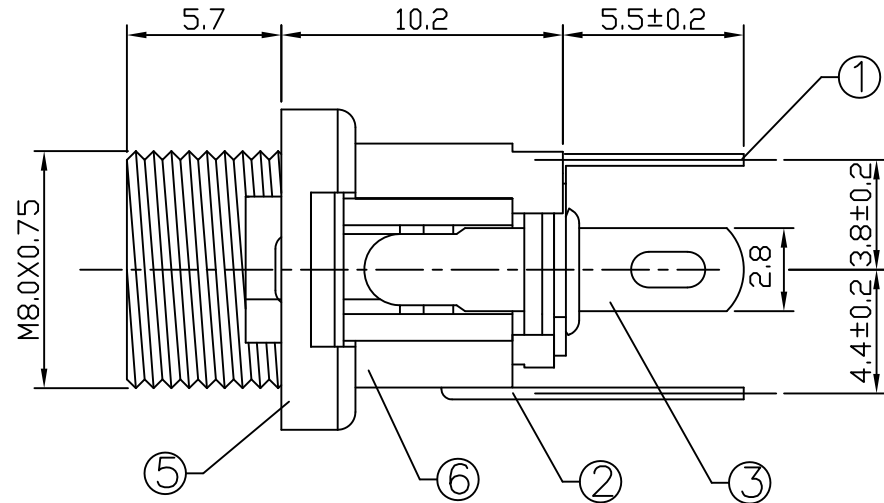
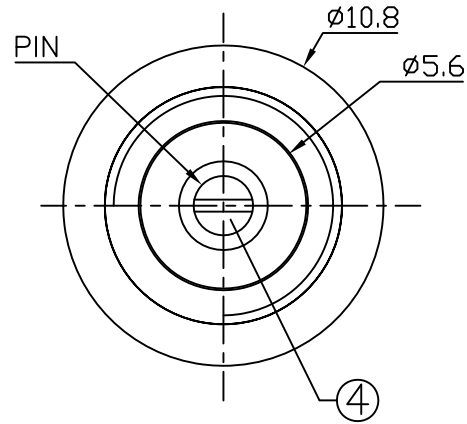


* REVISIONS				
LTR	DESCRIPTION	DATE	REVISED	APPROVED
1	修正電鍍層為鍍錫	2009.02.18	ANJOU	GIEVEN



CAT. NO.	PIN	SCHEMATIC
WTJ-020-24MKB	$\phi 2.5$	

LEAD FREE

6	HOUSING	1	PBT 4815	UL-94V0(BLACK)
5	AXIS SUPPORT	1	C2680	MB:Cu Ni PLATED
4	PIN	1	C2680	MB:Cu Ni PLATED
3	SPRING	1	C5191	MB:Cu Sn PLATED
2	CURVE PIECE	1	C2680	MB:Cu Sn PLATED
1	FLAT PIECE	1	C2680	MB:Cu Sn PLATED

LTR	PART NAME			QTY	MATERIAL	REMARK	
DWN	HU	LUN	DATE	2006.01.27	3RD ANGLE PROJECTION	NAME DC POWER JACK	
CHKD	GAO	WEI	DATE	2006.01.27		CAT. NO. WTJ-020-24MKB	
APVD	JACKY		DATE	2006.01.27		UNIT: mm	
KYOYAKU ENTERPRISES LTD.						DWN.NO. XRJ-020-24	002

T:1.6 Dimensions of PC board holes

Tolerance :  $\pm 0.1$  (Printed-top view)

UNLESS OTHERWISE SPECIFIED, TOLERANCE ON DECIMAL:  $\pm 0.3$